

Information on Resolutions and Recommendations adopted at the 2012 IUCN World Conservation Congress

This document is a first on a series of analysis the secretariat is undertaking of the Resolutions and Recommendations with the view to facilitate implementation and establish a monitoring system to assess their impact. This document includes general statistics and analysis by geographical scope, by thematic distribution and by the actors/IUCN constituency expected to implement the activities contained in them.

1. General statistics on Motions/Resolutions and Recommendations submitted/adopted at the 2012 IUCN World Conservation Congress:

A total of 209 motions were submitted by Members by 9 May 2012 (statutory deadline). **183 Resolutions and Recommendations** were finally adopted by the 2012 IUCN World Conservation Congress in Jeju. This amount represents a 34% increase over the 136 Resolutions and Recommendations adopted by the 2008 World Conservation Congress in Barcelona. From 2008 to 2012 there has been an 11.5% increase in IUCN Membership. In the last 4 Congresses there has been continuous increase in the number of submitted motions and this is becoming a serious challenge for the handling of the process, for the appropriate discussion of the subjects covered by the motions and for the proper understanding of the policy body of IUCN.

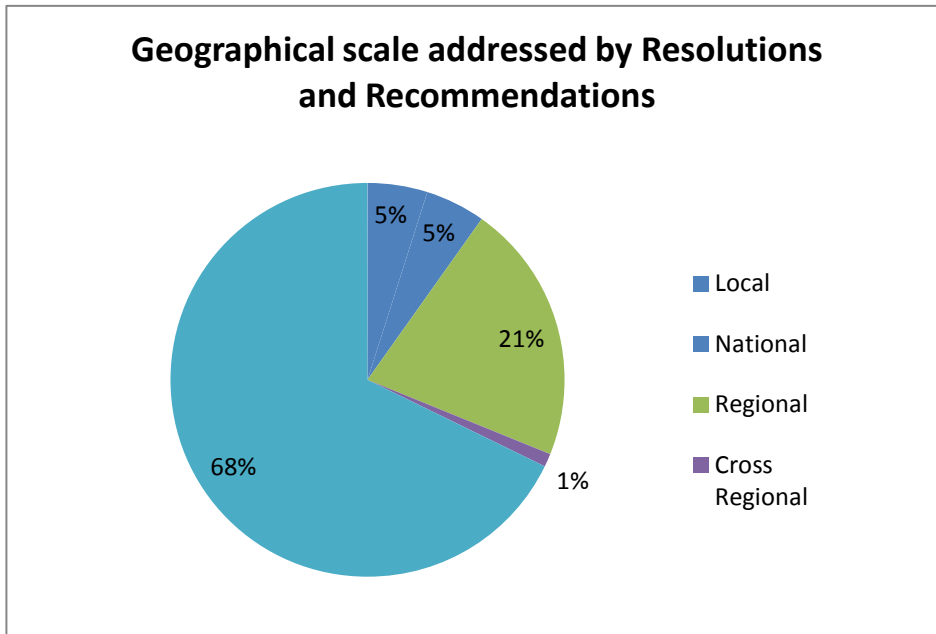
The breakdown of the total number of motions/Resolutions and Recommendations submitted and adapted and how they were processed is summarised in the following table:

	Total motions received within the statutory deadline	209
Before the Congress	Motions not accepted due to lack of sufficient sponsorship or other statutory requirements	-13
	Motions contributing to consolidated/merged motions	-32
	Total motions resulting from consolidating/ merging	12
	Total of motions starting the Congress	176
After the Congress	Motion reinstated as a result of an appeal	1
	Motions resulting from demerging/separating motions in contact groups	3
	New accepted motions	5
	Motion merged into another motion by the Assembly	-1
	Rejected motion by the Assembly	-1
	Total of motions adopt at the Congress	183

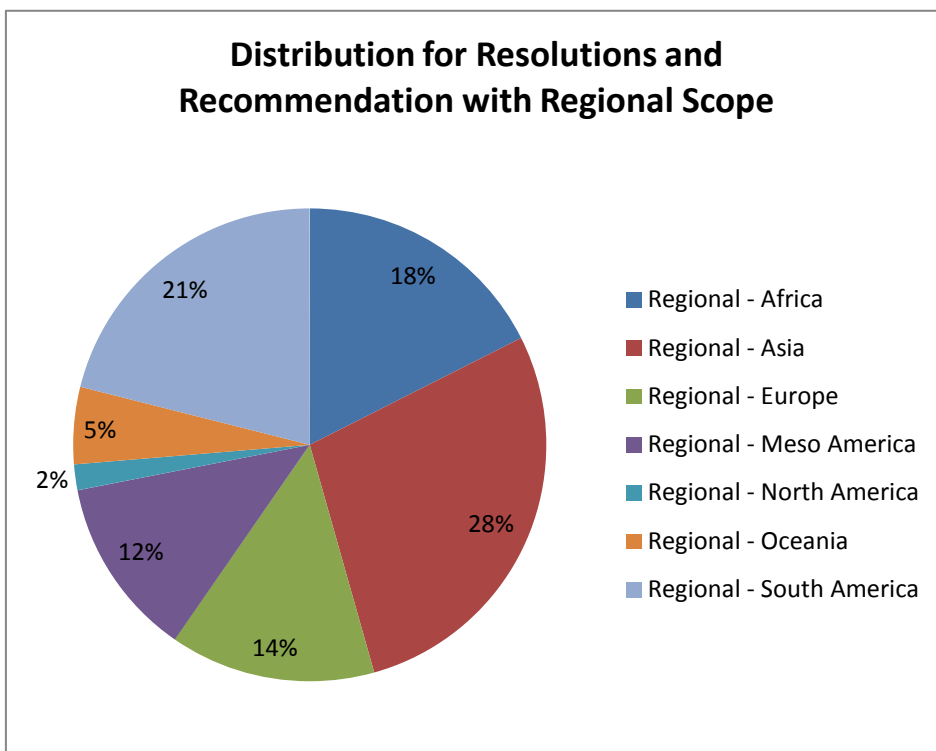
2. Statistics on geographical distribution of Resolutions and Recommendations:

In terms of the geographical scale covered by Resolutions and Recommendations, they were grouped in three categories: National/local; Regional; and Global.

68% of Resolutions and Recommendations were found to be of Global scale
31% of Resolutions and Recommendations were found to be of Regional scale
10% of Resolutions and Recommendations were found to be of National/local scale



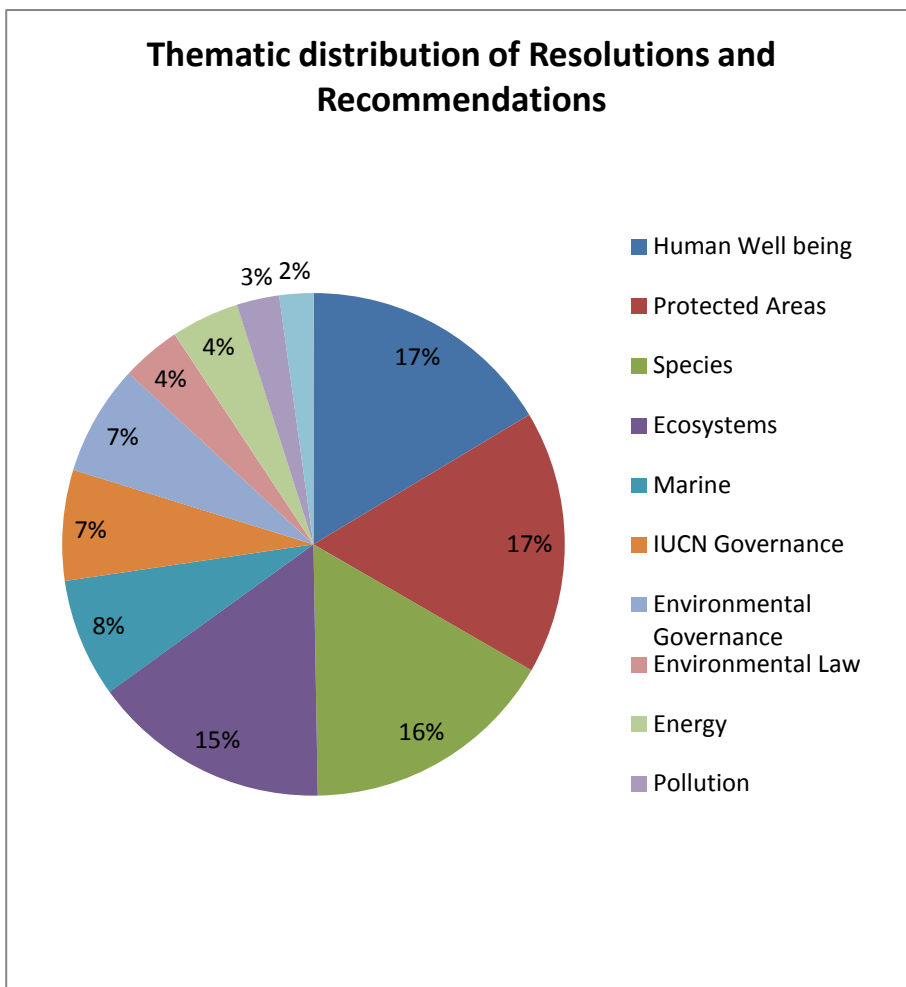
When grouping together Regional with National and local Resolutions and Recommendations and identifying the regions addressed, results show that Asia (28%), South America (21%) and Africa (18%) are the most targeted regions.



3. Statistics on thematic distribution of Resolutions and Recommendations:

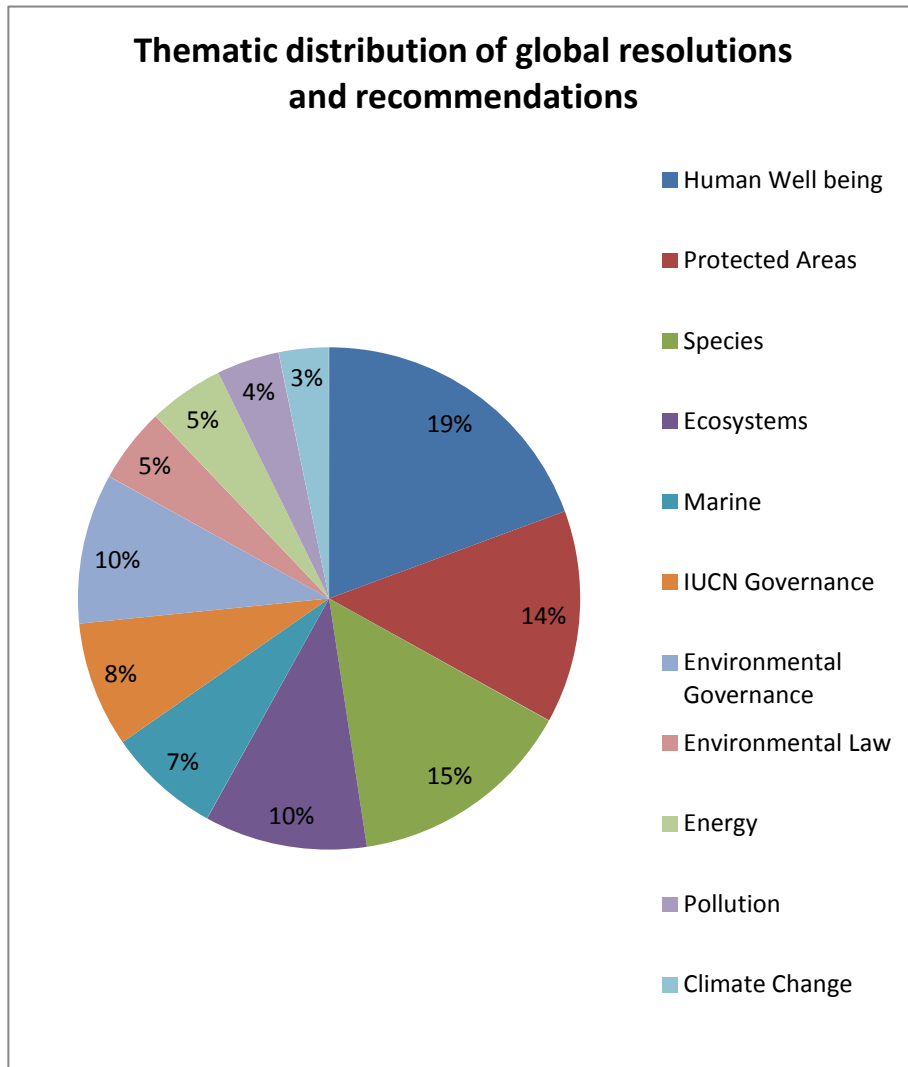
Resolutions and Recommendations are clustered by themes (IUCN Governance, species, protected areas, human well-being, ecosystems, marine, environmental law, energy, pollution and climate change).

The following graph reflects the percentages of Resolutions and Recommendations covering a specific theme. It should be noted that the category Human Wellbeing covers a wider range of issues than other categories, as it includes Resolutions and Recommendations related to disaster risk reduction, food security, green economy, human rights, among other. Aside from Human Wellbeing, Protected Areas, Species and Ecosystem remain the central themes addressed through motions, as in previous Congresses.

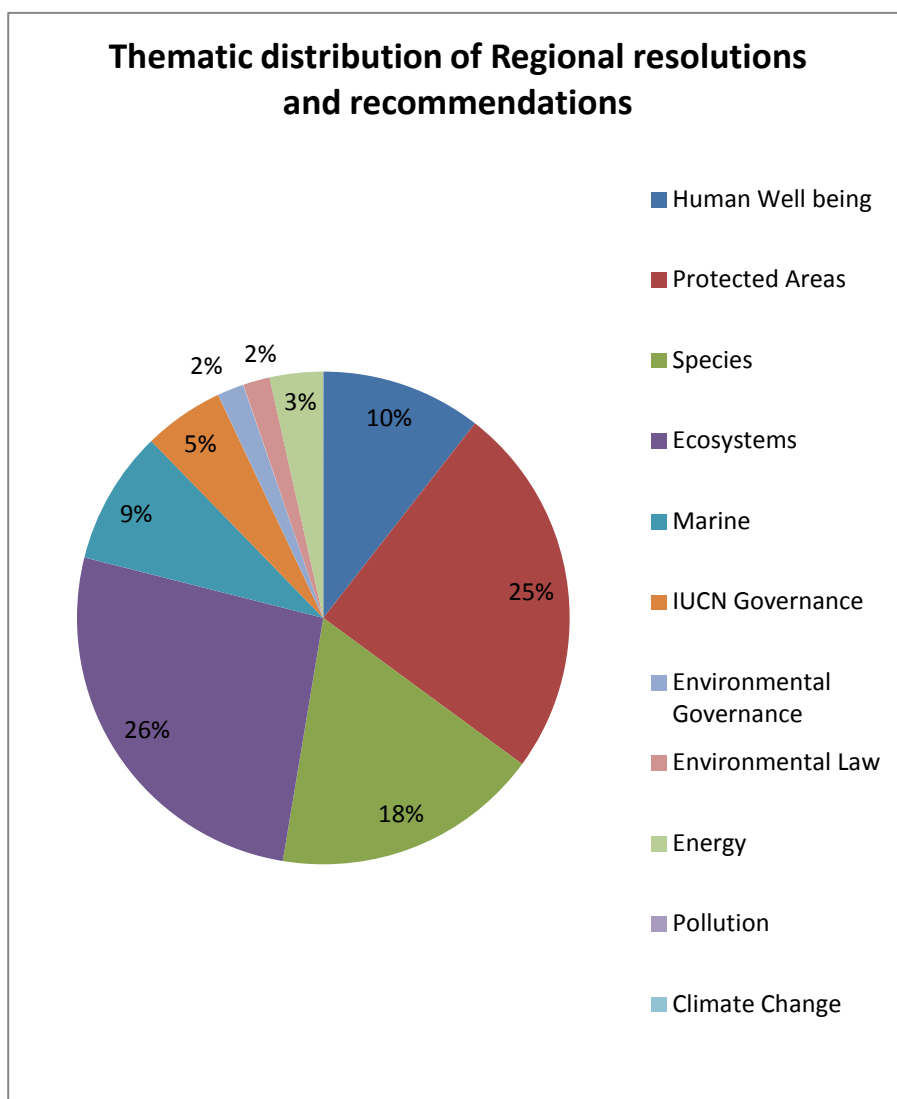


4. Combination of geographic and thematic distribution statistics:

The following graph indicates the percentage of **global** Resolutions and Recommendations addressing a specific **theme**.



The following graph indicates the percentage of **Regional/National** Resolutions and Recommendations addressing a specific issue. Thematic distribution of Regional resolutions and recommendations



5. Mandates contained in Resolutions and Recommendations:

Resolutions and Recommendations have been analysed in accordance to **which actor/IUCN constituency** they mandate to undertake activities or take a specific action. A single Resolution or Recommendation can give mandates to more than one actor, therefore, the results are not expressed in percentages but by the number or times the “actor” is requested to do something. The categories of “actors” are: IUCN in general, Members, Commissions, Council, Secretariat and others.

“Others” include, in general, specific governments, for example “REQUESTS the Mexican government to...” or governments in general; or NGOs, or Parties to a Convention. Hence, those included in the categories “Others” are in its majority, Recommendations.

Mandates distribution

